

HEALTHCARE & EDUCATION

Higher education and healthcare institutions comprise the second largest sector of Center City employment, accounting for 21% of all downtown jobs. Center City's largest private employer, Thomas Jefferson University, provided 8,192 jobs and last May its Medical College announced the receipt of a five-year, \$11.6 million grant from the National Heart, Lung and Blood Institute.

In 2007, the last year for which data was available, these institutions attracted \$101 million in research grants from the National Institutes of Health. They significantly impact their surrounding communities, attracting not only

employees, but students and faculty who live in nearby housing and patronize adjacent retail and restaurants. In 2008, downtown institutions educated over 28,000 students and served 54,000 patients, who in turn draw visitors who make substantial transportation and retail expenditures when downtown. Overall, Center City medical facilities recorded their eighth straight year of net patient revenue gains, totaling \$1.84 billion in 2007.

Philadelphia health care institutions continue to expand, generating thousands of construction jobs. After a \$70 million renovation in 2008, the University of Pennsylvania reopened the former Graduate Hospital as Penn Medicine at Rittenhouse, a complex consisting of a 38-bed long-term acute-care facility and a 58-bed inpatient rehabilitation facility.

Community College of Philadelphia, with a total enrollment of more than 13,000, is the largest institution of higher education in Center City, while Curtis Institute of Music, the smallest with just 162 students, maintains an internationally renowned reputation for excellence. Collectively, Center City colleges and universities attracted almost 30,000 students downtown in the fall of 2008, while more than 70,000 students attend nearby institutions in University City and North Philadelphia, often living and shopping in Center City.

The number of institutions and the enrollment in elementary and high schools in Center City continued to grow. Early kindergarten enrollment in four Center City schools — Bache-Martin, McCall, Meredith and Greenfield — drew nearly 50% from families within their immediate neighborhood, a strong indicator not only of the increasing number of school age children in Center City, but also that parents are choosing public schools in record numbers.

Innovation and expansion also characterize Center City's independent schools, which draw close to 70% of their students from downtown and continue to experience strong downtown demand for kindergarten. Friends Select recently installed one of Philadelphia's first green roofs while St. Joseph's Preparatory School and The Philadelphia School are in the midst of renovation and expansion campaigns.



Thomas Jefferson University Campus

Medical Facilities in Center City, 2008

Institution	Beds	Employees
Thomas Jefferson University Hospital	957	8,192
Hahnemann University Hospital	541	2,979
Pennsylvania Hospital	500	2,653
Magee Rehabilitation Hospital	96	588
Wills Eye Hospital	27	288
Total	2,143	14,700

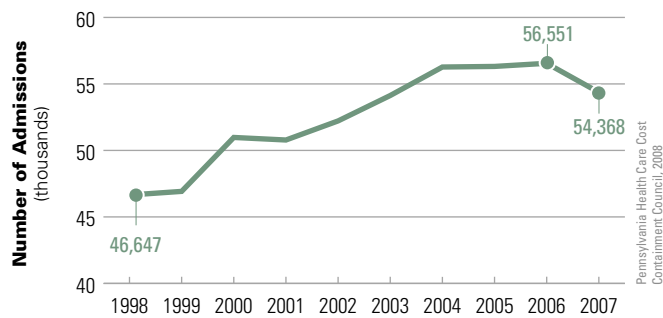
Dun & Bradstreet, American Hospital Directory, 2009

NIH Grant Money Received, by ZIP Code, 2005-2007

ZIP Code	2005	2006	2007
19102	\$3,914,876	\$3,836,865	\$1,449,524
19103	\$2,103,505	\$4,033,033	\$1,493,708
19106	\$5,537,046	\$5,341,600	\$5,512,437
19107	\$73,880,927	\$101,007,117	\$92,227,493
19130	\$168,575	\$219,595	\$310,544
19147	\$100,000	\$0	\$0
Total	\$85,704,929	\$114,438,210	\$100,993,706

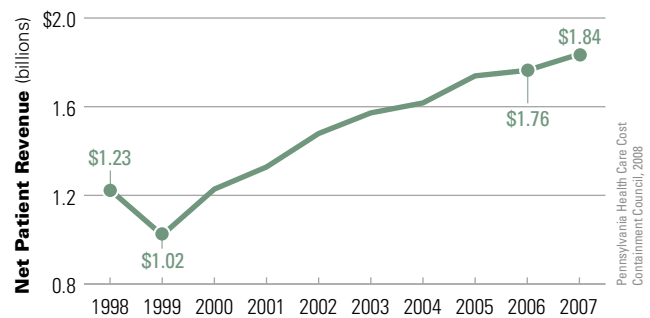
NIH, 2008

Inpatient Admissions by Center City Hospitals, 1998-2007



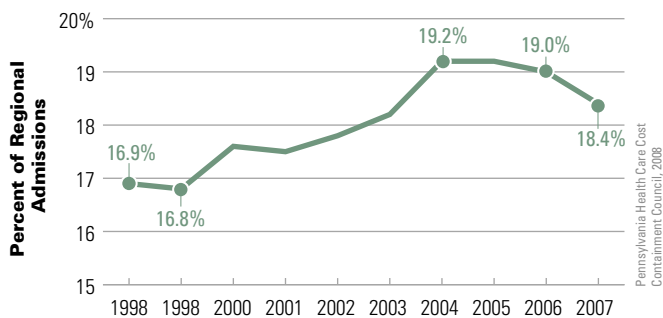
Pennsylvania Health Care Cost Containment Council, 2008

Net Patient Revenue in Center City Hospitals, 1998-2007



Pennsylvania Health Care Cost Containment Council, 2008

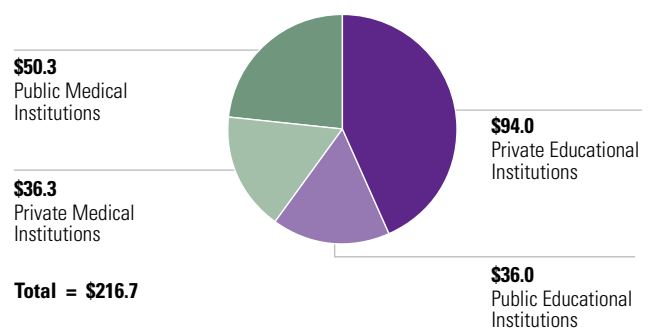
Center City Hospitals' Share of Total Regional* Inpatient Admissions, 1998-2007



Pennsylvania Health Care Cost Containment Council, 2008

* The region includes Pennsylvania counties of the MSA: Bucks, Chester, Delaware, Montgomery and Philadelphia.

Federal Grant Money (in Millions) to Center City Medical & Educational Institutions, 2007

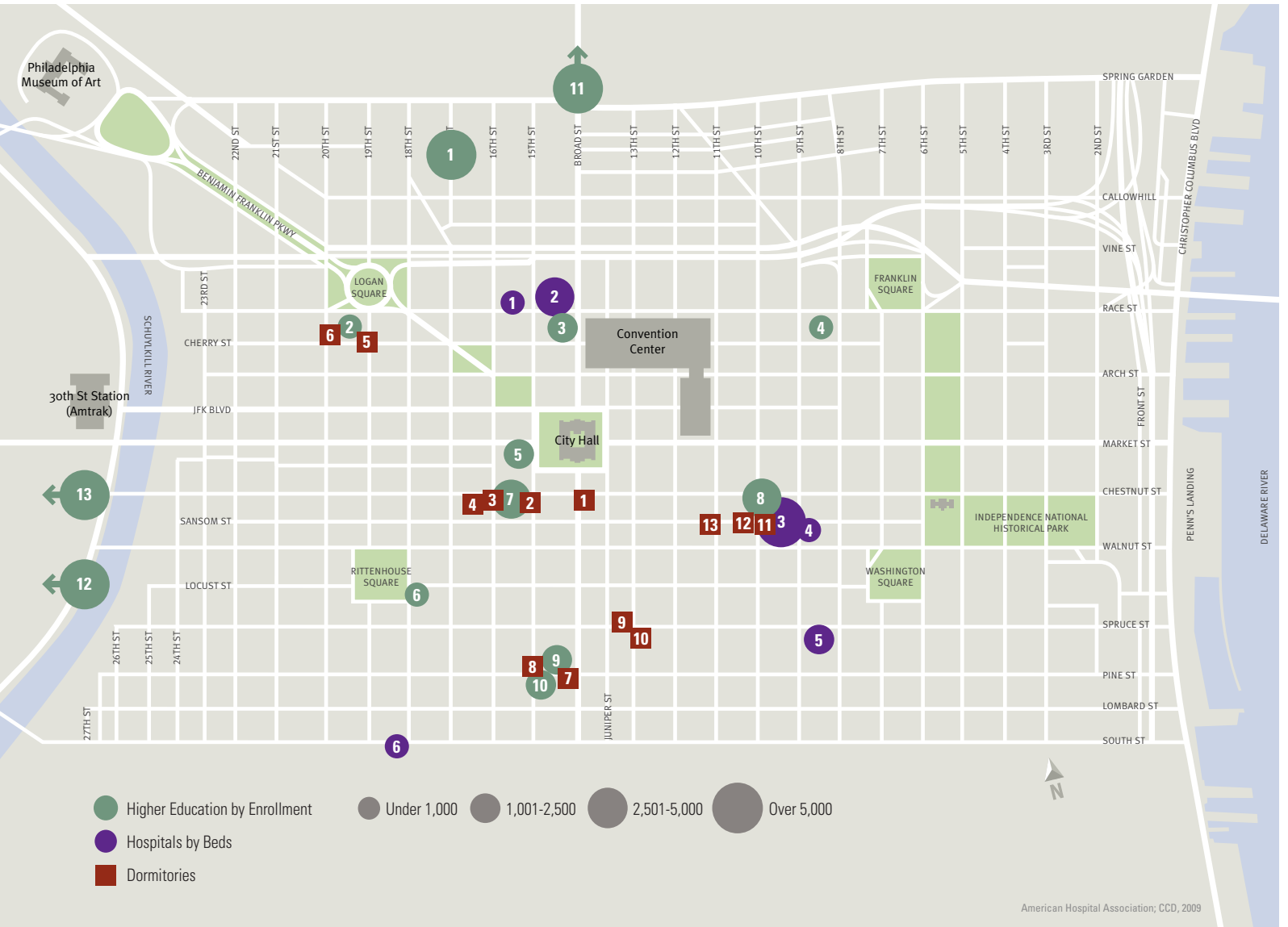


Source: USAspending.gov

HEALTHCARE & EDUCATION

HIGHER EDUCATION & HOSPITALS

Center City Medical and Educational Institution Enrollment and Dormitories



American Hospital Association, CCD, 2009

Higher Education*	Enrollment
1 Community College of Philadelphia	13,214
2 Moore College of Art & Design	518
3 Philadelphia Academy of the Fine Arts	1,300
4 Temple School of Podiatric Medicine	350
5 Temple University - Center City Campus	1,243
6 Curtis Institute of Music	162
7 Art Institute of Philadelphia	3,700
8 Thomas Jefferson University	3,027
9 University of the Arts	2,300
10 Peirce College	2,179
Total Students	28,373

Higher Education (Outside of Center City)	Enrollment
11 Temple University	26,194
12 University of Pennsylvania	24,107
13 Drexel University	20,682
Total Students	70,983

Dormitories

1-4 Art Institute of Philadelphia
5-6 Moore College of Art & Design
7-10 University of the Arts
11-13 Thomas Jefferson University

Hospitals	Beds
1 Magee Rehabilitation Hospital	96
2 Hahnemann University Hospital	541
3 Thomas Jefferson University Hospital	957
4 Wills Eye Hospital	27
5 Pennsylvania Hospital	500
6 Penn Medicine at Rittenhouse	96

* 2008 data was not available for JNA Institute & Strayer University.

Expanded Center City K-12 Schools



Public (2008 Enrollment = 9,189)

- 1 Albert M. Greenfield School
- 2 Andrew Jackson School
- 3 Bache-Martin School
- 4 Benjamin Franklin High School
- 5 Bodine High School for International Affairs
- 6 Chester A. Arthur School
- 7 Constitution High School for American Studies
- 8 Creative & Performing Arts High School
- 9 Edwin M. Stanton School
- 10 Franklin Learning Center High School
- 11 General George A. McCall School
- 12 General Philip Kearny School

13 George W. Nebinger School

- 14 James R. Ludlow School
- 15 Julia R. Masterman School
- 16 Laura Wheeler Waring School
- 17 Parkway Center City High School
- 19 Phila. High School for Business and Technology
- 20 Science Leadership Academy
- 21 Spring Garden School
- 22 William H. Harrison School
- 23 William M. Meredith School
- 24 William S. Peirce High School

Charter (2008 Enrollment = 7,401)

- 25 Architecture and Design Charter School

26 Christopher Columbus Charter School

- 27 Folk Arts Treasures Charter School
- 28 Freire Charter School
- 29 Independence Charter School
- 30 Laboratory Charter School of Communication and Languages
- 31 Mastery Charter High School
- 32 Mathematics, Civics and Sciences School
- 33 People for People Charter School
- 34 Phila. Electrical and Technology Charter School
- 35 Russell Byers Charter School
- 36 Universal Institute Charter School
- 37 World Communications Charter School

Parochial (2008 Enrollment = 2,568)

- 38 Holy Redeemer School
- 39 John W. Hallahan Girls' High School
- 40 Roman Catholic High School
- 41 St. Francis Xavier School
- 42 St. Mary's Interparochial School
- 43 St. Peter the Apostle School

Private (2008 Enrollment = 1,981)

- 44 City Center Academy
- 45 Friends Select
- 46 St. Joseph's Preparatory School
- 47 St. Peter's School
- 48 The Philadelphia School